



# Equine Veterinarians Australia

A Special Interest Group of the Australian Veterinary Association Ltd. ABN 63 008 522 852

190

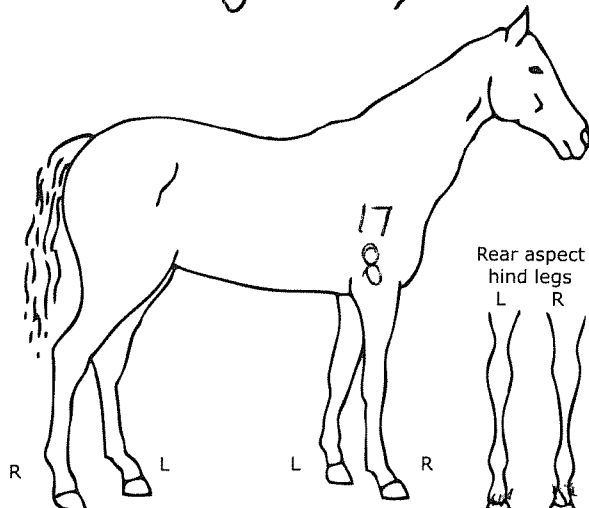
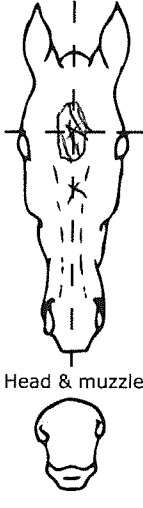
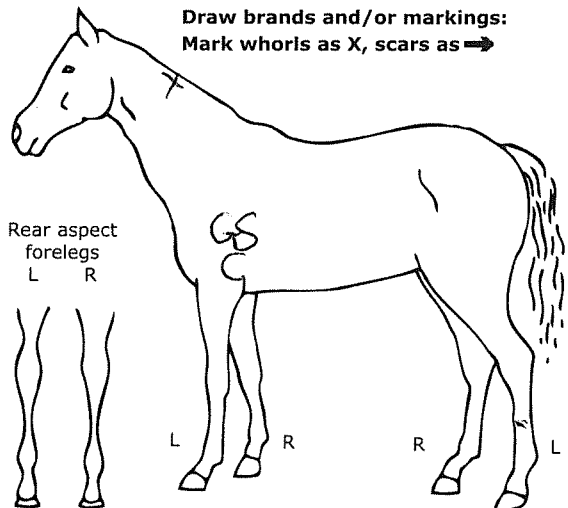


## VETERINARY REPORT ON BROODMARE FOR SALE

This examination is limited to an assessment of the reproductive matters below and should in no way be relied upon as a representation or expression of opinion as to breeding soundness. It is beyond the scope of this examination to definitively detect if this mare has been treated with EquiVax<sup>®</sup> Vaccine or any other medication.

Animal presented as: <b>Empire Express</b>		Age/DOB: <b>2008</b>
(If unnamed) Sire:		Dam:
Breed: <b>TBred</b> Colour: <b>Bay</b>	Microchip No: <b>9851000941420</b>	
Owner (if known):	Address (if known):	
Person requesting examination: <b>A. Hush</b>	Place of examination: <b>Davalil Thoroughbreds, NSW</b>	

Draw brands and/or markings:  
Mark whorls as X, scars as →



This mare was examined (please tick)		The mare was (please tick)		Reported last serve date
Under Sedation	<input type="checkbox"/>	Pregnant	<input type="checkbox"/>	<input type="text"/>
Not Sedated	<input checked="" type="checkbox"/>	Not Pregnant	<input checked="" type="checkbox"/>	
Other Physical Restraint	<input type="checkbox"/>			

(Please tick appropriate boxes - add additional sheets for details if required)

Ovaries	Y	N	Total Ovarian Dimensions (Measured by US)	Largest Follicle Diameter (Measured by US)	Comments
Manual Examination per Rectum	<input checked="" type="checkbox"/>	<input type="checkbox"/>	Left: <b>3.75 x 5.0cm</b>	Left: <b>2.2cm</b>	
U/S Examination	<input checked="" type="checkbox"/>	<input type="checkbox"/>	Right: <b>4.7 x 6.0cm</b>	Right: <b>3.2cm</b>	

Uterus	Y	N	Details	Vagina	Y	N	Details
Manual Examination per Rectum	<input checked="" type="checkbox"/>	<input type="checkbox"/>		Manual Examination per Vagina	<input checked="" type="checkbox"/>	<input type="checkbox"/>	
U/S Examination	<input checked="" type="checkbox"/>	<input type="checkbox"/>		U/S Examination	<input checked="" type="checkbox"/>	<input type="checkbox"/>	
Uterine Cysts	<input type="checkbox"/>	<input checked="" type="checkbox"/>		Visual Examination per Speculum	<input checked="" type="checkbox"/>	<input type="checkbox"/>	
Uterine Fluid	<input type="checkbox"/>	<input checked="" type="checkbox"/>		Comments			<b>normal</b>
Comments			<b>endometrial folds present</b>				

Cervix	Y	N	Details	Vulva	Y	N	Details
Manual Examination per Vagina	<input checked="" type="checkbox"/>	<input type="checkbox"/>	<b>allows passage of one finger</b>	Caslicked	<input type="checkbox"/>	<input checked="" type="checkbox"/>	
U/S Examination	<input checked="" type="checkbox"/>	<input type="checkbox"/>		Comments			<b>needs caslick</b>
Visual Examination per Speculum	<input checked="" type="checkbox"/>	<input type="checkbox"/>					
Comments			<b>normal</b>				

Udder	Y	N	Details
Visual Examination			<b>normal</b>
Manual Examination			<b>normal</b>

Other comments

Mare in early oestrous

Date: <b>11/4/2018</b>	Signed: <b>Mr. Baltussen</b>
Name (please print): <b>Madalen Baltussen</b>	Place stamp/write address here: <b>11787</b>
Contact Number: <b>0417 880 577</b>	<b>Hunter Equine Vet</b>
AVA No: <b>9211</b>	<b>106 Macquarie St.</b>
VPB No: <b>N9591</b>	<b>Merevale NSW 2291</b>